



Heart-warming creations



The best looking fire



WELCOME

Trimline Fires creates...
































Happiness, imagination, success, an open mindset, continue to fill in yourself. A Trimline Fires fireplace lets you create and personalize the fireplace – and house – of your dreams. Experience the unrivalled luxury of a suite in a 5-star hotel, in your very own home! Coming home will never be the same again. From now on, living in the moment and enjoying life to the fullest will be the new standard.

Heart-warming creations

The options are endless – no extensive alterations to your home needed! Our fireplaces can be installed in almost any spot in your house. A perfect match between technology and design.

Find your spark!

Explanation of technical icons

PRODUCT CHARACTERISTICS		OPTIONALS BURNER BED		INTERIOR OPTIONS		FEATURES & OPTIONALS			
	Balanced flue gas fire		Single burner		Pebbles fuel bed		Antracite steel panel interior		Anti reflective glass
	Front model		Double burner		Carrara fuel bed		Black glass interior		Adapter 220 VAC GV60
	Corner left		Double burner woodlogs		Basalt fuel bed		Lamelas interior		Wall bracket remote control
	Corner right		Wood logs fuel bed		LED glowing fuel bed		Lamelas interior		Domotica controls
	Panoramic model		Ecomax remote control				Rock-patterned interior		Ecomax wall mount
	Tunnel model						Brick interior		Wifi remote app control
	Room divider model						Vermiculite interior		Puck remote control
									Wide trims

* YOU WILL FIND MORE INFORMATION ON PAGES 72, 74 & 76

Trimline Fires creations

Welcome	3	Trimline 120 Front	29	Tunnel Fires	
Explanation of technical icons	4	Trimline 140 Front	31	Trimline 73H Tunnel	61
Trimline Fires creations	5	Trimline 170 Front	33	Trimline 100 Tunnel	63
Perfect creations thanks to our long history	6	Corner Fires		Trimline 120 Tunnel	65
Everything in-house for the best products	7	Trimline 38 Corner	35	Room Divider Fires	
Customize the way you want to	8	Trimline 63 Corner	37	Trimline 73 Room Divider	67
Create your dream design @home	9	Trimline 83 Corner	39	Trimline 85 Room Divider	69
You are in control	10	Trimline 100 Corner	41	Freestanding Fires	
We have the best looking fire	11	Trimline 120 Corner	43	Trimline 38 Free Standing	71
Front Fires		Trimline 140 Corner	45	Optionals & Specs	
Trimline 38 Front	13	Trimline 2050 On the Corner	47	Interiors	72
Trimline 46 Front	15	Panoramic Fires		Fuelbed options	74
Trimline 63H Front	17	Trimline 38 Panoramic	49	Remote control	76
Trimline 70 Slim Line Front	19	Trimline 63 Panoramic	51	Installation	78
Trimline 73 Front	21	Trimline 83 Panoramic	53	Product dimensions	80
Trimline 73H Front	23	Trimline 100 Panoramic	55	Technical specifications	84
Trimline 83 Front	25	Trimline 120 Panoramic	57	Trimline Fires fireplaces Europe	86
Trimline 100 Front	27	Trimline 140 Panoramic	59	Let's keep in touch	87

Perfect creations thanks to our long history



Historic Base

Trimline Fires fireplaces are modern and chic, filled with technological advances and suitable for almost any spot in your home. We've travelled a long road to get to this point.

thermoCet was founded in 1974 as manufacturer of gas fireplaces. From that point on we have grown significantly and expanded our business all over Europe. And now, here we are; Trimline Fires was launched in 2019.

2019 was also the year we started building our new facility. New offices, a good space for our R&D department to work on our upcoming projects and a beautiful new showroom.

Everything in-house for the best products



High Quality

Full of passion and dedication, we create gas fireplaces that will envelop your home in a sense of ultimate comfort, convenience and warmth at any moment of the day.

Manufacturing a fireplace is a lengthy process, and the less interference across the chain, the better. That's why we do everything in-house, keeping a handle on all aspects of creating our fireplaces. From our own R&D department with its own testing center at our headquarters in Woudenberg (The Netherlands), to our manufacturing and assembly.

Quality & sustainability, Trimline Fires fireplaces are premium grade. We believe that quality is everything. Extensive, meticulously perfected technologies are the standard. Our fireplaces are made to last a lifetime; durability is key.




Customize the way you want to



Endless options. We create ultimate luxury by letting you customize your fireplace. Custom work is an important element of Trimline Fires. A fireplace serves as your house's style icon. With Trimline Fires, you're in control of creating the source of your future luxury and comfort. While a Trimline Fires fireplace will of course make your home warmer, literally speaking, from now on just the thought of coming home will warm your heart.

An important part of that is your freedom of choice. Besides many aesthetic options, we make no concessions in the realm of technology either. Technology and aesthetics will come together to reach every corner of your home. We do whatever it takes to create the ultimate experience for you!

* READ MORE ABOUT CUSTOMIZATION ON PAGES 72 - 75



Create your dream design @home



Glass that no longer acts as a mirror

The ultimate fireplace experience with anti-reflective glass. Trimline Fires fireplaces are more than just a standard gas fireplace. They create the ultimate fireplace experience. There is a lot to it – every single detail has to be just right. Perfection down to the very last detail. Technology plays an important part in this. For example, we offer the option of using anti-reflective glass. Create that authentic 'fireplace' feel with the help of our antireflective glass. Nothing stands between you and the flames besides a barely visible layer of glass.

Add the finishing touch to your fireplace

Smouldering embers, made out of glowing wool. Nothing is more beautiful and comforting than a fire burning gently, slowly but surely breaking down the wood and creating a bed of beautifully glowing embers. Even more for you to look at, and an even prettier fire! We've managed to perfect even the impression of smouldering embers down to the very last detail. Even on the very lowest burner setting, your fire will still be a joy to watch, with balanced flames and never ending.

You are in control



Controllability

The main advantage of a gas fireplace is its ease of use. No more fussing about with firelighters and wooden logs; simply turn on the fireplace using a remote control and enjoy. You also don't need to wait around for the fire to die out before you get to go to bed. Simply push the button, turn off the fire and turn in for the night. Having a fireplace has never been easier! We offer several options for turning your fireplace on and off, in line with your wishes. Whether you use the remote control, the puck or the Wi-Fi app, anything for an optimal, comfortable experience.

* READ ABOUT OUR REMOTE CONTROLS ON PAGE 76


We have the best looking fire



The best looking fire

State-of-the-art technical ingenuity creates the ultimate cosy fire for you. The passionate interplay of the flames, visible from all corners of the room, moving and warming you. Feel the warmth of knowing that you're home. That you're loved. A sight to behold.

It may sound like a cliché, but it really is true; the movement of the flames also moves you. Fire has a magical, spiritual quality, and Trimline Fires fireplaces have that quality too. Our R&D department is working hard to create that quality every single day.





B

Trimline 38 Front

Living in a small home does not necessarily mean having fewer options!
The Trimline 38 Front is a very compact frontal fireplace, making even the smallest rooms feel cosy and inviting. It creates a luxury ambience with a single press of a button. With this fireplace a direct wall termination is possible. No chimney needed.

*The smaller, the better!
Even the smallest room in your house can be turned into the cosiest one with this fireplace!*

The version of the Trimline 38 Front shown here has been installed low to the floor, to create the same kind of feel as a traditional fireplace with mantle. The standard version has a burner bed made of wooden logs and a lamelas interior. This fireplace also comes in a two- and three-sided version. On top of that, it comes with the Ecomax remote control and you have the option of adding Wi-Fi-control with our Trimline Fires app.

FEATURES



OPTIONALS





B

Trimline 46 Front

Do you have a small home and the desire to have a fireplace?
No problem; the Trimline 46 Front has got you covered,
and is perfectly stylish to boot. Be captivated by its flames.
The Trimline 46 Front can be installed with a direct wall termination.
No chimney needed.

*First-class looks that will light up your
home, both literally and figuratively.*

The standard version of this frontal fireplace has a burner bed made of
wooden logs and a smooth steel interior. On top of that, it comes with
the Ecomax remote control and you have the option of adding Wi-Fi-control
with our Trimline Fires app.



FEATURES



OPTIONALS





B

Trimline 63H Front

Do you have a narrow, sloping wall in one of your rooms, and are you looking to add warmth and cosiness to your home? The Trimline 63H Front could be perfect for you. This frontal fireplace can be installed in even the smallest spaces. The Trimline 63H Front is a gas fireplace with a double burner, which creates a beautiful interplay of flames while limiting the amount of heat being generated.

*A unique fireplace with a very shallow mounting depth.
Fits perfectly in small, slanted walls.*

The standard version comes with a burner bed made of wooden logs and a lamelas interior. On top of that, it comes with the Ecomax remote control and you have the option of adding Wi-Fi-control with our Trimline Fires app.

FEATURES



OPTIONALS





B

Trimline 70 Slim Line Front

Discover the possibilities of the Trimline 70 SL with Integrated Heat Box

With an innovative, versatile design the compact Trimline 70 Slim Line is easy to install and simple to service. The Trimline 70 SL can be wall mounted and installed directly to any internal outside facing wall. One of the biggest advantages is that there is minimal building work required. The Trimline 70 SL will fit perfectly with virtually all interiors with sleek lines for a contemporary living statement.



Integrated Heat Box

When the Trimline 70 SL is installed with the Integrated Heat Box, it allows you to construct the installation from combustible materials making the fire a versatile choice in most modern building applications.



The standard version of this only 155mm deep frontal fireplace comes with a burner bed made of wooden logs and a lamelas interior. It also looks great with other types of interiors, such as black glass or vermiculite. On top of that, it comes with the Ecomax remote control and you have the options of adding Wi-Fi-control with our Trimline Fires app.

FEATURES



OPTIONALS





A

Trimline 73 Front

Are you looking for a generous landscape fireplace, without having to sacrifice too much valuable space? Go for the Trimline 73 Front. It's the smallest landscape fireplace Trimline Fires offers and promises to elevate any room. Thanks to its double burner, the flames are both beautifully vibrant and energy-efficient.

Creates a luxurious ambience in any room. This frontal fireplace is equipped with a double burner.

The standard burner bed for the Trimline 73 is made of wooden logs, and the standard interior has a slatted design. On top of that, it comes with the Ecomax remote control and you have the option of adding Wi-Fi-control with our Trimline Fires app.



FEATURES



OPTIONALS





A

Trimline 73H Front

This generous frontal fireplace will turn any room into a warm, comfortable space. The Trimline 73H Front is suitable for a range of interior styles and will provide the finishing touch for your interior vision. It can be built in, but also looks great combined with a traditional mantle. Its double burner will give you the dynamic fire of your dreams.

A romantic fire at your disposal whenever - perfect as a built-in or combined with a more traditional mantle.

The standard version of this frontal fireplace comes with a burner bed made of wooden logs and a flat steel interior. It also looks great with other types of interiors, such as tile, brick and lamelas interior. On top of that, it comes with the Ecomax remote control and you have the option of adding Wi-Fi-control with our Trimline Fires app.



FEATURES

OPTIONALS



Our optional LED burner bed creates a wonderful smouldering effect. You won't believe it isn't real! Even when you are not using your fireplace, this burner bed creates a lovely ambience. You can control the intensity of the burner bed with the help of your remote control or Wi-Fi app. Enjoy your fireplace, even without the flames.

Frontal fireplaces are beautiful in general, but the Trimline 83 Front is in a league of its own. Lavish and luxurious.



B

Trimline 100 Front

Create a stylish home with this compact frontal fireplace. The Trimline 100 Front is all about luxury and fits within a range of interiors. The double burner will create a beautifully vibrant fire while minimising energy consumption.

Compact and stylish frontal fireplace. Heats rooms down to the very last corner.

The standard version of this frontal fireplace has a burner bed made of wooden logs and a lamelas interior. The Trimline 100 series also includes a tunnel, panoramic and corner version. On top of that, it comes with the Ecomax remote control and you have the option of adding Wi-Fi-control with our Trimline Fires app.



- FEATURES

 -
 -
 -
 -
 -
 -
 -
- OPTIONALS

 -
 -
 -
 -
 -
 -
 -
 -
 -
 -
 -



Trimline 120 Front

B

This frontal fireplace will serve as a testament to your excellent taste and will fit in seamlessly in a range of interiors. It's particularly suited to modern interior design styles. Liven up your home with a single press of a button. The Trimline 120 Front is sure to enrich your life!

A stylish frontal fireplace, neither too large nor too small - the perfect stylish mid-way point.

The version shown here has a double burner and a so-called pebbles burner bed. The standard version of the Trimline 120 Front has a burner bed made of wooden logs and a lamelas interior. On top of that, it comes with the Ecomax remote control and you have the option of adding Wi-Fi-control with our Trimline Fires app.

FEATURES



OPTIONALS





B

Trimline 140 Front

Are you looking for an extra little something? An extra touch of elegance, or an extra wide fireplace? The Trimline 140 Front is sure to result in extra enjoyment! Discover how luxurious your home can feel with the addition of this fireplace. Deeply heart-warming elegance.

*Regal and elegant at the same time
- this extra wide fireplace will keep
you nice and warm from now on.*



The standard version of this frontal fireplace comes with a burner bed made of wooden logs and a double burner, which creates beautifully vibrant flames while limiting the amount of heat generated. The Trimline 140 Front also comes in a corner and panoramic version. On top of that, it comes with the Ecomax remote control and you have the option of adding Wi-Fi-control with our Trimline Fires app.



FEATURES



OPTIONALS





B

Trimline 170 Front

Do you agree with ‘the wider, the better’? If so, this fireplace is for you! This extra wide frontal fireplace with its double burner will add the ambience you’re looking for to any room you install it in. The landscape model showcases many more flames than a regular fireplace and creates a very luxurious look. All this at a single press of a button! And if you want even more flames, order the version with a black glass interior that will reflect the fire, doubling the number of flames.

*Wide, wider, the widest!
This frontal fireplace is 170cm wide, making a true statement in your home.*

The standard version of the Trimline 170 Front has a burner bed made of wooden logs and a lamelas interior. It also has a double burner system. The version shown here has a basalt burner bed and a black glass interior. It comes with the Ecomax remote control and you can choose to add WiFi-control with our Trimline Fires app.

- FEATURES


- OPTIONALS





B

Trimline 38 Corner

A corner fireplace adds ambience to any room. The Trimline 38 Corner will deliver on its promise, even in the smallest rooms. Stylish and clever! This fireplace creates a luxurious ambience with a single press of a button. With this fireplace a direct wall termination is possible. No chimney needed.

Create maximum ambience while taking up minimal room. This fireplace will light up any room, both literally and figuratively.



The standard version of this corner fireplace has a burner bed made of wooden logs and a lamelas interior. The Trimline 38 is available in frontal, panoramic and freestanding versions. On top of that, it comes with the Ecomax remote control and you have the option of adding Wi-Fi-control with our Trimline Fires app.



FEATURES



OPTIONALS





B

Trimline 63 Corner

Even smaller homes can have a fireplace!
The Trimline 63 Corner is proof of this. Especially designed for relatively small spaces, it makes for a beautiful, built-in corner option with the option of an extended plateau. Suitable for all interiors and for both left-handed and right-handed corners.

*The smaller, the better!
Even the smallest room
in your house can be
turned into the cosiest
one with this fireplace!*

The version shown here is at table-height and features an extended corner set-up. The standard Trimline 63 Corner has a burner bed made of wooden logs and has a lamelas interior. There is also a panoramic version. On top of that, it comes with the Ecomax remote control and you have the option of adding Wi-Fi-control with our Trimline Fires app.



FEATURES



OPTIONALS





This fireplace will have you embracing the flames, forming a wellspring of inspiration.

B

Trimline 83 Corner



Enjoy your fireplace, even when the fire is out

Our optional LED burner bed creates a wonderful smouldering effect. You won't believe it isn't real! Even when you are not using your fireplace, this burner bed creates a lovely ambiance. You can control the intensity of the burner bed with the help of your remote control or Wi-Fi app. Enjoy your fireplace, even without the flames.



The version shown here has a black groove interior. You can also opt for a built-in LED bed to add even more interest. No matter what version you choose, you will be getting a beautiful stylish fireplace. Moreover, the 83 series includes a frontal and panoramic version. It comes with the Ecomax remote control and you can choose to add WiFi-control with our Trimline Fires app.

A corner fireplace will turn any house into a true home, a place where you will want to spend lots of time. This corner fireplace ups the ante even further with its lavish appearance. It's truly an aesthetic tour-de-force. Enjoy the regal, heart-warming allure of the Trimline 83 Corner.



FEATURES



OPTIONALS





The standard version of the Trimline 100 Corner also comes as a tunnel, frontal and panoramic version. On top of that, it comes with the Ecomax remote control and you have the option of adding Wi-Fi-control with our Trimline Fires app.

The spot where you install the Trimline 100 Corner, a wide yet compact landscape fireplace, will become the cosiest corner in the whole house. The version shown here is a corner fireplace with a black glass interior – very chic!



A charming corner fireplace with an extra wide façade.



B

Trimline 120 Corner



The standard version of the Trimline 120 Corner has a burner bed made of wooden logs and a lamelas interior, and also comes in a panoramic version. On top of that, it comes with the Ecomax remote control and you have the option of adding Wi-Fi-control with our Trimline Fires app.

Just imagine it, a corner fireplace in your home... Think of all of the wonderful, cosy moments you'll have there!
The Trimline 120 Corner makes these dreams possible. Prepare for ultimate relaxation by creating your own comfy, cosy corner.
The version shown here has been installed at a slightly higher level to align with the dining area. It has a black glass interior.



FEATURES



OPTIONALS





B

Trimline 140 Corner

If you're looking for a gas fireplace that will draw attention and occupy a prominent spot in your space, the Trimline 140 Corner will mark the end of your search! With this extra wide corner fireplace, relaxing is taken to a whole other level. A true upgrade for your room. The version shown here has been installed at a slightly higher level, perfect for in the kitchen.

This corner fireplace warms not only your interior, but your heart as well. Extraordinarily chic.

The standard version of the Trimline 140 Corner has a burner bed made of wooden logs and a lamelas interior. It also comes in a frontal and panoramic version. On top of that, it comes with the Ecomax remote control and you have the option of adding Wi-Fi-control with our Trimline Fires app.



FEATURES



OPTIONALS





B

Trimline 2050 On the Corner

Want to go for a unique look? This stylish fireplace will serve as a testament to your class and excellent taste, turning your L-shaped living room into a work of art. Light up your life with this fireplace that will make the room come alive with a single press of a button.

The perfect gas fireplace for elevating an L-shaped living room.

The standard version of the Trimline 2050 On the Corner comes with a flat steel interior and a premium-grade burner bed made of wooden logs. It's perfect for L-shaped living rooms, because it can be mounted in the corner formed by two joining walls. On top of that, it comes with the Ecomax remote control and you have the option of adding Wi-Fi-control with our Trimline Fires app.



FEATURES



OPTIONALS





B

This is our smallest panoramic fireplace, suitable for even the most compact rooms.

Trimline 38 Panoramic

Living small, without making concessions. Even small spaces can be elevated with the addition of a fireplace. The Trimline 38 Panoramic will realise your interior dreams. With this fireplace a direct wall termination is possible. No chimney needed. The panoramic version shown here has been installed in a narrow wall, perfectly centered between two windows.



The standard version of the Trimline 38 panoramic has a burner bed made of wooden logs and a lamelas interior. It also comes in a frontal and corner version. On top of that, it comes with the Ecomax remote control



FEATURES



OPTIONALS





A three-sided panoramic fireplace that will elevate any décor - compact, but super stylish.



Trimline 63 Panoramic

B

If you have a smaller home but dream of having a built-in panoramic fireplace, you've come to the right place! The Trimline 63 Panoramic is perfect for you. Designed for relatively small spaces, it has a sleek, compact design and features a plateau – a worthy addition to your interior.



The standard version of the Trimline 63 Panoramic has a burner bed made of wooden logs and a lamelas interior. The version shown here has an extended plateau. There is also a corner version. On top of that, it comes with the Ecomax remote control and you have the option of adding Wi-Fi-control with our Trimline Fires app.



FEATURES



OPTIONALS



Very lavish panoramic fireplace, for lovers of warmth and cosiness.



B

Trimline 83 Panoramic



Enjoy your fireplace, even when the fire is out

Imagine this panoramic fireplace lighting up your home! Think of all the wonderful evenings you'll enjoy gathered around this fireplace. The design is beautiful, and the resulting experience will be extraordinary. This eye-catching fireplace will add a unique ambience to any room.

Our optional LED burner bed creates a wonderful smouldering effect. You won't believe it isn't real! Even when you are not using your fireplace, this burner bed creates a lovely ambience. You can control the intensity of the burner bed with the help of your remote control or Wi-Fi app. Enjoy your fireplace, even without the flames.

The version shown here has a glass black interior. The Trimline 83 Panoramic has tons of customisable features, but no matter the features you choose, the end result will be impeccably stylish. Moreover, the 83 series also includes a frontal and corner version. It comes with the Ecomax remote control and you can choose to add WiFi-control with our Trimline Fires app.

FEATURES



OPTIONALS





B

Trimline 100 Panoramic

Compact and extremely stylish - the jewel in the crown that is your home.

A panoramic fireplace is the perfect way to add a sense of spaciousness to your home, and the Trimline 100 Panoramic manages to achieve that aim even in smaller spaces. It's a compact fireplace that truly sets the tone in your home. Ultimate luxury!
The version shown here has been installed at a lower level.



The standard version of this fireplace has a burner bed made of wooden logs and a lamelas interior. The Trimline 100 series also includes a tunnel, frontal and corner version. On top of that, it comes with the Ecomax remote control and you have the option of adding Wi-Fi-control with our Trimline Fires app.

FEATURES



OPTIONALS



*This wide panoramic gas fireplace
adds allure to any interior.*



The standard version of this panoramic fireplace has a burner bed made of wooden logs and a lamelas interior. It also has a double burner. There are many different types of burner beds for you to choose from, because after all, your fireplace should match your sense of style!

Trimline 120 Panoramic

Bring incredible ambience into your home with this wonderfully spacious panoramic fireplace. Enjoy the beautiful view and stylish ambience created by the dancing flames and the stunning design. The fire can be viewed from three sides. The Trimline 120 panoramic is a fireplace that's made to be seen and admired.



The Trimline 120 Panoramic also comes in a corner version. On top of that, it comes with the Ecomax remote control and you have the option of adding Wi-Fi-control with our Trimline Fires app.

FEATURES



OPTIONALS





B

Trimline 140 Panoramic

Does your heart skip a beat when you spot a panoramic fireplace? Do you dream of having your loved ones gathered around your new fireplace? If so, the Trimline 140 Panoramic is perfect for you. With this extra wide gas fireplace, you'll have everything your heart desires.

Enjoy the passionate play of flames cast by this panoramic fireplace - ultimate elegance.



The standard version of this panoramic fireplace comes with a burner bed made of wooden logs, a lamelas interior and a double burner. This double burner will ensure a beautiful interplay of flames, while limiting the amount of heat

generated. The Trimline 140 Front also comes in a corner and frontal version. On top of that, it comes with the Ecomax remote control and you have the option of adding Wi-Fi-control with our Trimline Fires app.

FEATURES



OPTIONALS





Trimline 73H Tunnel

A

A tunnel fireplace is all about elegance. Provided your space is suited to it, it's a beautiful way to divide rooms. The Trimline 73H Tunnel was designed with extra height in mind, adding even more warmth and charm to your space.

A tunnel fireplace is all about elegance, and our Trimline 73H Tunnel even more so.

The standard version of this tunnel fireplace has a burner bed made of wooden logs and a double burner. This burner creates a beautiful interplay of flames while limiting the amount of heat generated. The Trimline 73H Tunnel also comes in a room divider version. On top of that, it comes with the Ecomax remote control and you have the option of adding Wi-Fi-control with our Trimline Fires app.



FEATURES



OPTIONALS





Trimline 100 Tunnel

B

Tunnel fireplaces make a particularly stylish addition to your interior. They are perfect for connecting rooms. The double burner will create a beautifully vibrant fire while minimising energy consumption. The Trimline 100 Tunnel is the most compact tunnel fireplace available in a landscape version.

An extremely stylish, compact tunnel fireplace.

The standard version of this gas fireplace has a burner bed made of wooden logs. It also comes as a frontal, panoramic and corner version. On top of that, it comes with the Ecomax remote control and you have the option of adding Wi-Fi-control with our Trimline Fires app.



FEATURES



OPTIONALS





B

Trimline 120 Tunnel

This tunnel fireplace is the perfect way to connect spaces, allowing you to see into adjoining rooms. It's the perfect statement piece for your home, connecting not just rooms, but people as well. Make your house feel like a real home with this luxurious addition. The Trimline 120 Tunnel is perfect for lots of different homes, not just in terms of its looks, but also its size. It's a medium sized gas fireplace that also comes in a frontal version.

A beautiful tunnel fireplace with real class - medium size, neither too large nor too small.

The standard version of the Trimline 120 Tunnel has a burner bed made of wooden logs. On top of that, it comes with the Ecomax remote control and you have the option of adding Wi-Fi-control with our Trimline Fires app.



FEATURES



OPTIONALS





A

Trimline 73 Room Divider

Create a first-class look with this beautiful, imposing room divider fireplace.

If you're looking for an extra tall fireplace that will add even more ambience to your home, look no further! This room divider fireplace is beautifully tall, and also narrow enough to still be practical. It's the perfect room divider! This three-sided Trimline 73 RD will enrich your home.



The standard version of this fireplace has a burner bed made of wooden logs and is equipped with a double burner. This burner creates a beautiful interplay of flames while limiting the amount of heat generated. The Trimline 73 RD also comes in a tunnel version. On top of that, it comes with the Ecomax remote control and you have the option of adding Wi-Fi-control with our Trimline Fires app.

FEATURES



OPTIONALS





Trimline 85 Room Divider

B

For everyone looking for a landscape room divider fireplace, there's the Trimline 85 RD. A three-sided gas fireplace with an energy-efficient single burner. Even on the lowest setting, the flames dance and flow amply.

Use the Trimline 85 RD as an incredibly stylish room divider.

This landscape fireplace has a burner bed made of wooden logs.

The standard version of this room divider fireplace has a burner bed made of wooden logs. An optional addition is anti-reflective glass. It comes with the Ecomax remote control and you can choose to add WiFi-control with our Trimline Fires app.



FEATURES



OPTIONALS





Trimline 38 Free Standing

B

The Trimline 38 FS is proof you don't need a large home to have a freestanding gas fireplace. This is a gorgeous, very lavish freestanding eyecatcher, adding special ambience to any room. This freestanding fireplace can also be installed on narrow walls.

A freestanding, compact, and very stylish gas fireplace, suitable for even the smallest rooms.

The standard version has a burner bed made of wooden logs and a lamelas interior. The compact 38 series also includes a frontal, panoramic and corner version. On top of that, it comes with the Ecomax remote control and you have the option of adding Wi-Fi-control with our Trimline Fires app.



FEATURES



OPTIONALS




Interiors

Translate your desires
into stunning designs

Thanks to our many interior styles, any setting can be created. You decide on the ambience that your future fireplace will exude. Become the master of your design – that of your fireplace, and of your whole room by extension. Our interiors are designed in such a way as to match any decor.

The start of finding your own style is having many options. Trimline Fires gives you those options. Chamber linings with many different styles and designs. Discover the options and translate your desires for your fireplace into stunning designs.

*Which interior lights
a fire in your heart?*



Rock-patterned

Classic and stylish, with playful details. Perfect for people whose style is more casual and informal. The rock pattern will give your fireplace a sense of authentic charm.



Grooved panels

This sleek, modern, eye-catching backdrop will add interest to your fireplace and room. The grooved linings create a magical interplay between flames and design. Sleek and modern – the kind of interior that will continue to captivate, year after year.




Lamelas interior

Let the fire speak for itself. When it comes to our lamelas interior, it's all in the details. Beauty in all its simplicity. Enjoy the fire.




Glossy black glass

Glass is always special, especially when featured in a fireplace – even more so when the glass is black, and the fire starts playing against it – the glass exudes a uniquely warm, charming ambience that is both chic and elegant. On top of that, the glass reflects the fire, doubling the number of flames.



Anthracite steel

Experience double the effect! Our anthracite steel interiors have a slightly reflective quality, reinforcing the play of the fire for double the enjoyment. Zero concessions have been made in terms of either technology or design.



Vermiculite

Your fireplace should feel like a warm blanket enveloping your home. Snug, cosy and utterly comforting. If you want to embrace the beauty of mother nature and a sleek look for your fireplace, choose vermiculite.



Brick wall

Traditional brick fills your fireplace with romantic ambience, exuding authenticity. The different shades of brown in the brick add a playful, cheeky note. Stunning!



Fuelbed options

The wellspring of your flames

The way the flames dance in your new fireplace will depend in large part on the burner bed, also known as the ‘fire bed’; the wellspring of ultimate warmth and comfort in your home. The perfect combination of technology and design.

Apart from determining the movement of the flame, the burner bed also sets the tone for the rest of the fireplace. It is the foundation of your fireplace’s design. Are you one for sleek, clean looks, or do you prefer the romance of wooden logs? Anything is possible!

*Anything for your personal style.
Ultimate customization.*



PURE AUTHENTICITY

Wooden logs

Wood suggests warmth and comfort, even when it's not yet been lit. And then once you do light the fire, an atmosphere of nostalgia and romance is created. Pure authenticity! You can never go wrong with a burner bed made of wooden logs.



ITALIAN CLASS

Carrara stones

Pure, unadulterated elegance. Straight from the marble quarries of Carrara, Italy. Suitable for a wide range of decors, from sleek and minimalist to traditional.



BACK TO BASICS

Basalt

Basalt and fire are inextricably linked. Basalt is essentially solidified lava, so a burner bed made of basalt takes you back to the origins of the fire. A beautiful material to help you create your dream decor.



NATURAL BEAUTY

Pebbles

Natural beauty to give your fireplace a rustic personality. Play around with natural elements to create the ultimate country feel – for those who like a more rugged look.

Remote control

Experience maximum comfort & ease of use

The main advantage of a gas fireplace is its ease of use. No more fussing about with firelighters and wooden logs; simply turn on the fireplace and enjoy.

You also don't need to wait around for the fire to die out before you get to go to bed. Simply turn off the fire and turn in for the night. Having a fireplace has never been easier! We offer several options for turning your fireplace on and off, in line with your wishes. Anything for an optimal, comfortable experience.



Ecomax remote control

Thanks to our standard remote control, you'll never have to get up from your chair to light a fire or put it out. This remote control will give you maximum control over all of the options. It even has a built-in thermostat feature.



Wall mount bracket

With this optional wall mount, it becomes nearly impossible to lose your remote control! Moreover, the remote control's standard thermostat feature functions best when the remote control is placed in its wall mount.



Trimline Fires App

Want to use your tablet as a remote? No problem! You can download our app on your tablet and control your device with a simple swipe.

Find more information on:
www.myfireapp.com



Trimline Fires App

Home is where the heart(h) is... Control your fireplace with our app. Easy does it. Anything is possible. Always have your remote within reach on your mobile phone!

Find more information on:
www.myfireapp.com



Wall switch

Have a fixed place in the house for operating your fireplace's main features:

- ON and OFF switch
- High or low flames
- Double burner controls
- Standby switch

If you choose to have a wall switch, you can rest assured that you will never lose the remote control!



Puck remote control

The Puck is a remote control which allows you to control your fireplace and enables you to use our popular Trimline Fires app. The buttons with blue background lighting allow you to turn your fireplace on and off and regulate the height of the flames. The Puck can be attached to a wall and can be used as a thermostat.

Trimline Fires creates comfort.

Installation

Cutting edge technology

Behind the warmth and comfort lies a whole world of innovation and technology. A world where safety is our main priority and our knowledge and skills making sure you can enjoy your fireplace.

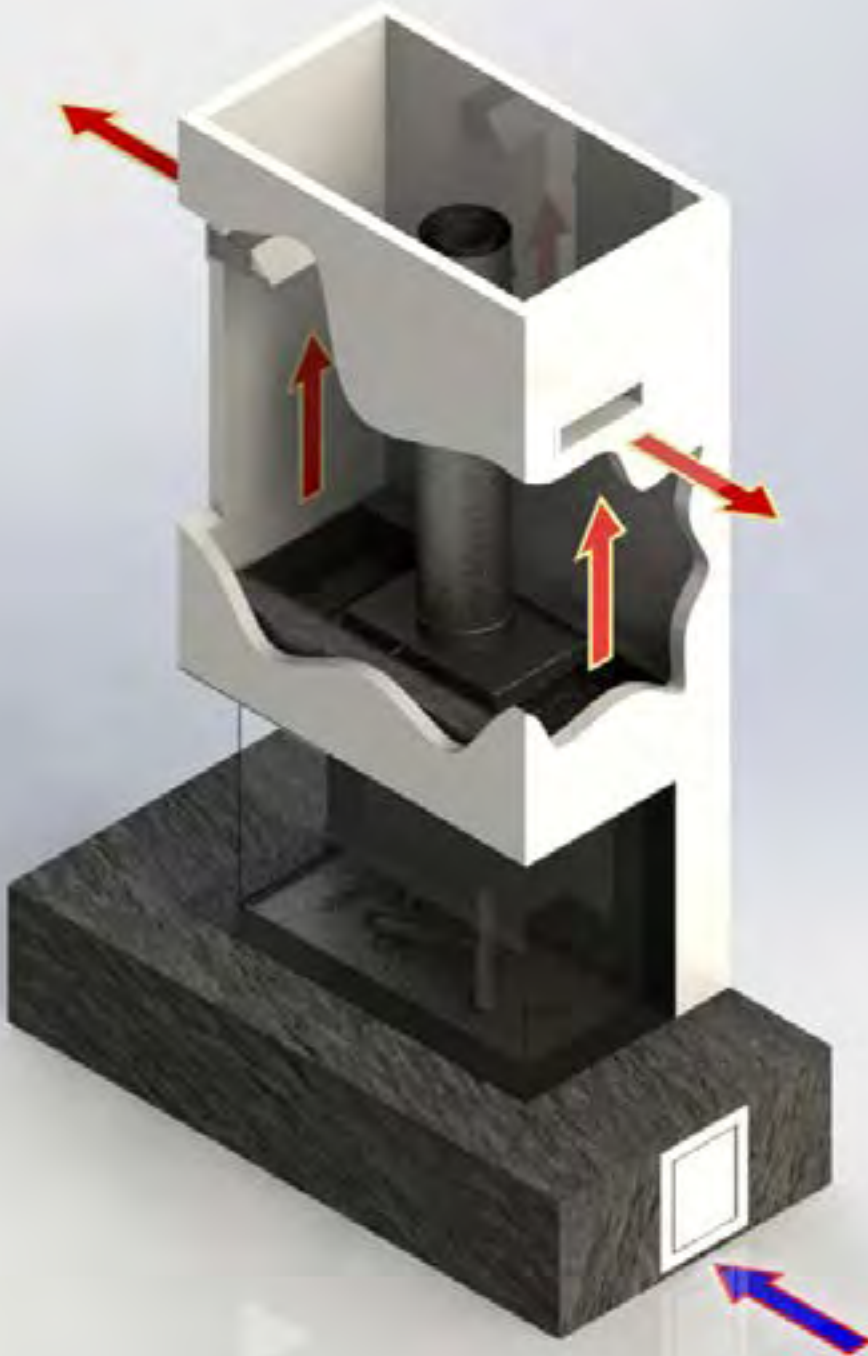
Innovation and technology

Ultimate convenience. We excel at technological ingenuity. If you've seen one of our fireplaces before, you will know that they burn bright and true. There is a lot that goes into creating these vibrant, steady flames. Innovating and the perfecting of our technologies are crucially important for creating the ultimate ambience and a perfectly burning fireplace, especially for gas fireplaces. This is the only way to create the perfect ambience for your special moments.

We specialise in gas fireplaces and gas heaters. We do everything in-house, from beginning to end. We've been doing this all day, every day since 1974, full of passion and dedication. From initial testing in our workshop to the final creation in our manufacturing facility. We do whatever it takes to create an unparalleled, supremely comfortable fireplace experience for you in your home!

Trimline Fires & Installation

Trimline Fires gas fires are easy to install. Each gas fire comes with all the necessary and required installation materials, like leveling feet to adjust the height of your fireplace, a built-in cabinet which houses the entire set of controls and a convection cabinet with grating for a comfortable heat distribution.



Energy Rating labels

An energy rating is simply a way of measuring and showing how energy efficient an appliance is, according to how much energy it consumes. This tells you how efficient our devices are.

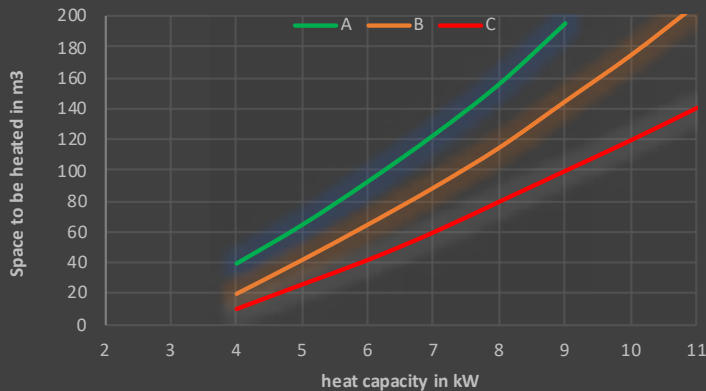
- A** Energy rating label A
- B** Energy rating label B



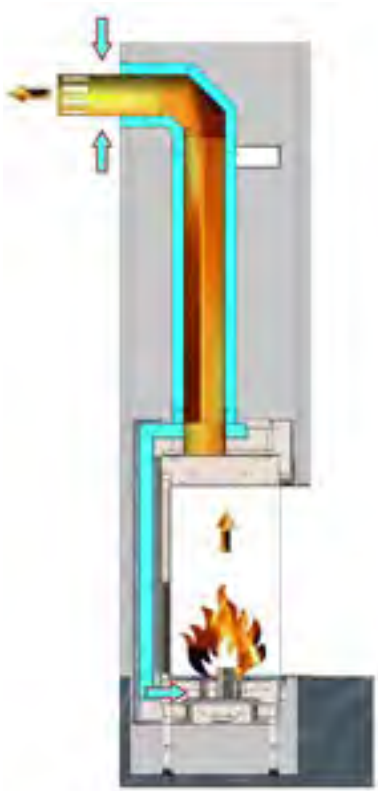
Heat capacity

When buying a Trimline Fires gas fire you can determine the necessary heat capacity. In many cases our gas fires are used as an (extra) heat source when it gets cold.

By measuring the volume of the room in which the gas fire will be placed and by using the chart below, you can determine the required heat capacity.



- A = a home with double glass, floor and wall isolation;
- B = a home with double glass and reasonably well isolated (house from ± 1974 - 1980 or renovated, older properties)
- C = a home with poor isolation



Closed gas fires

Trimline Fires need oxygen for a good combustion to take place. These gas fires have a so-called closed flue gas outlet and air supply system. The combustion air comes directly from outside. The biggest advantage is that oxygen does not get drawn from the room, which means there is no need for extra ventilation.



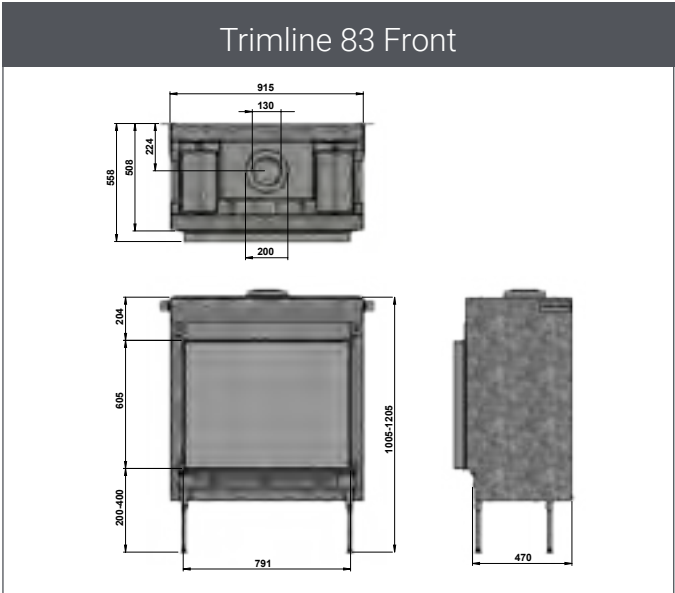
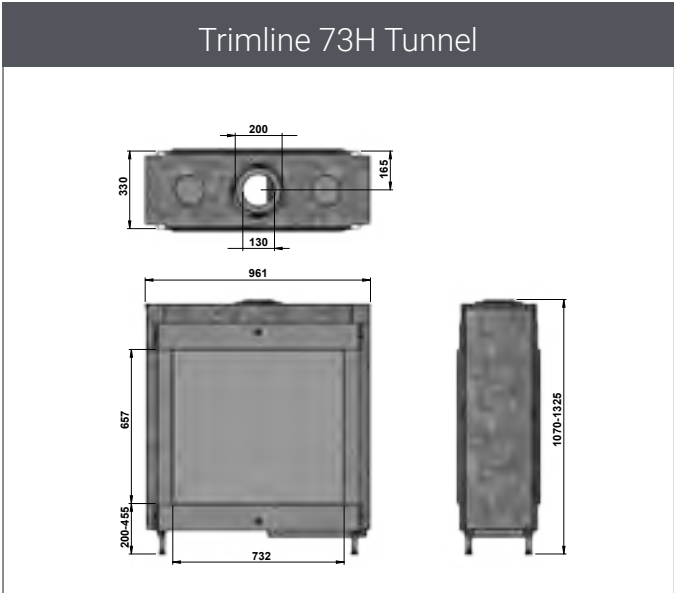
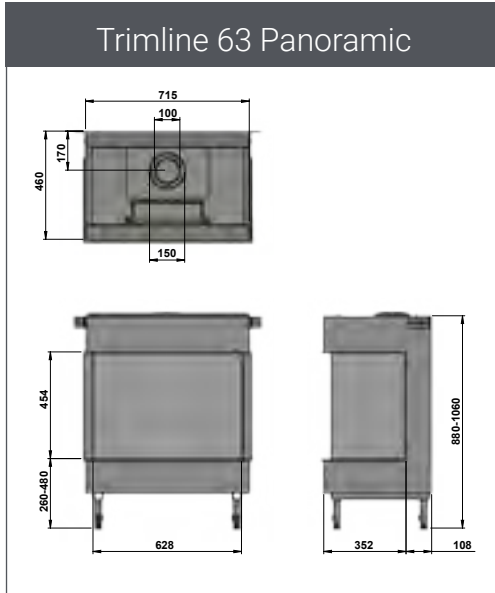
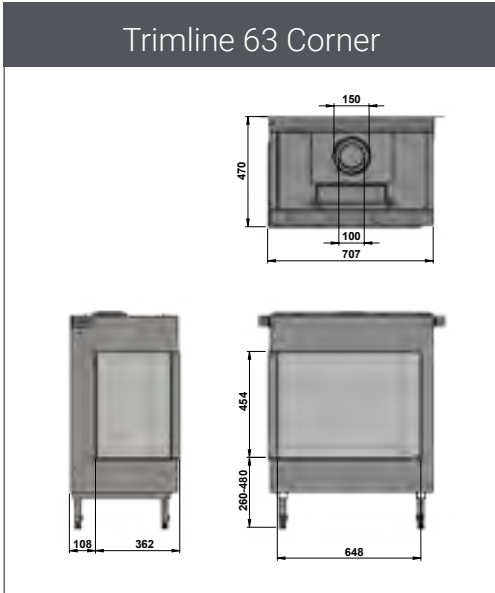
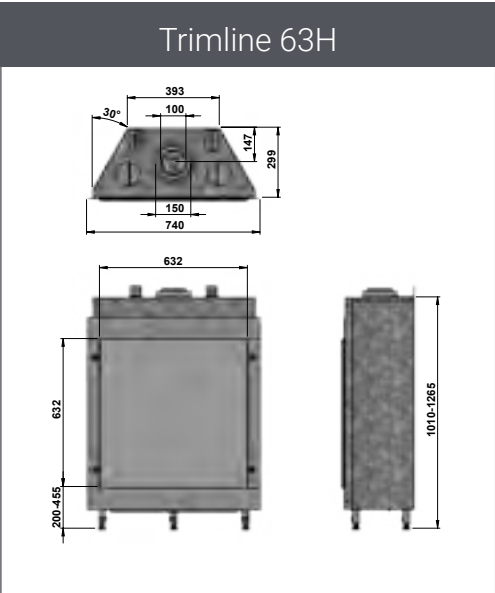
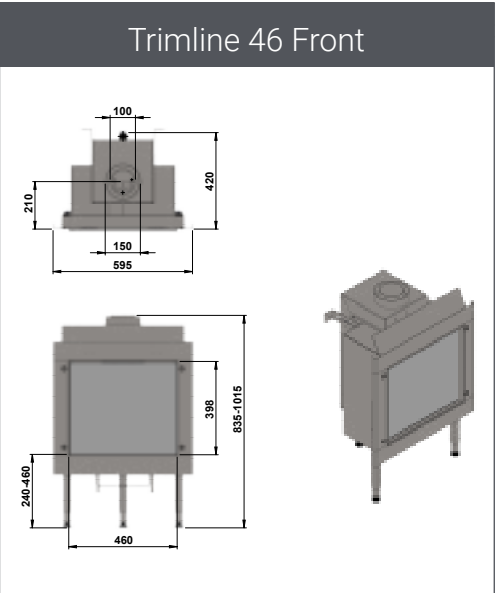
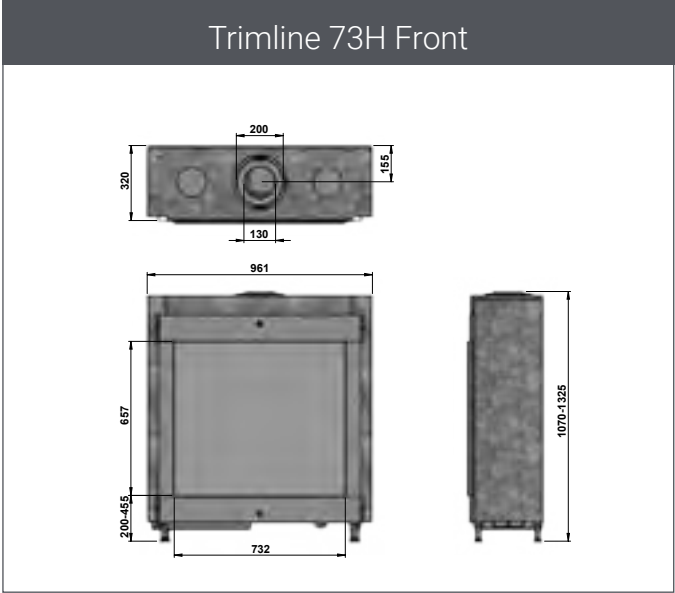
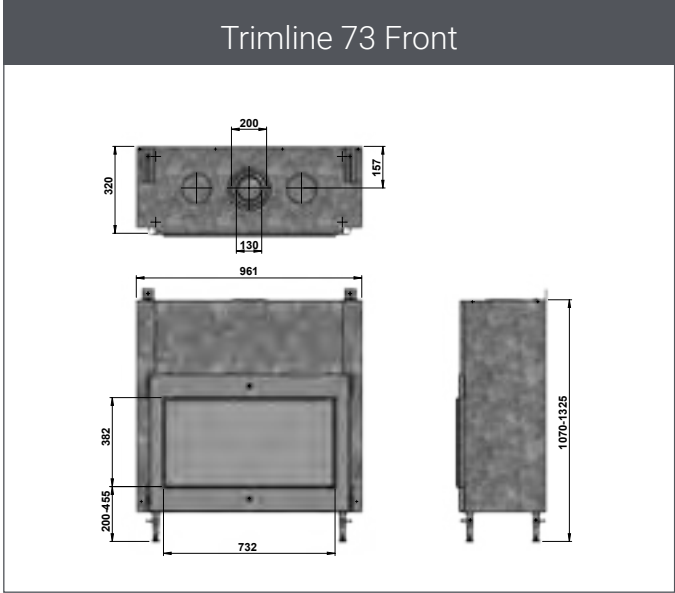
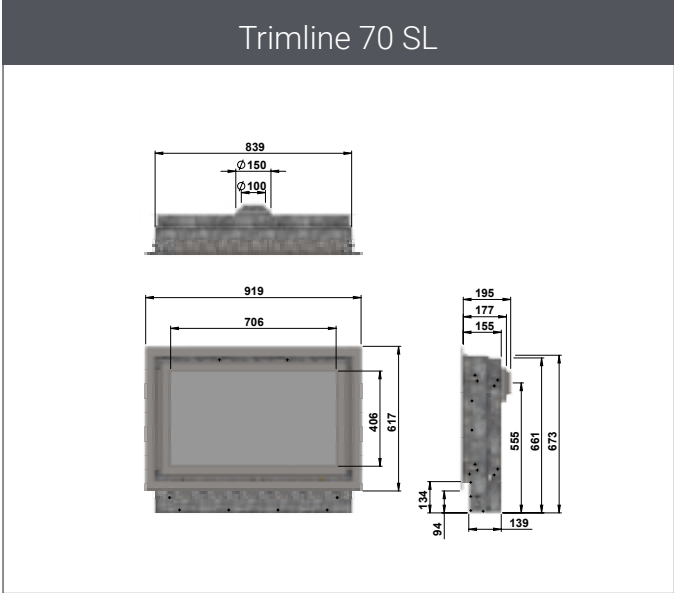
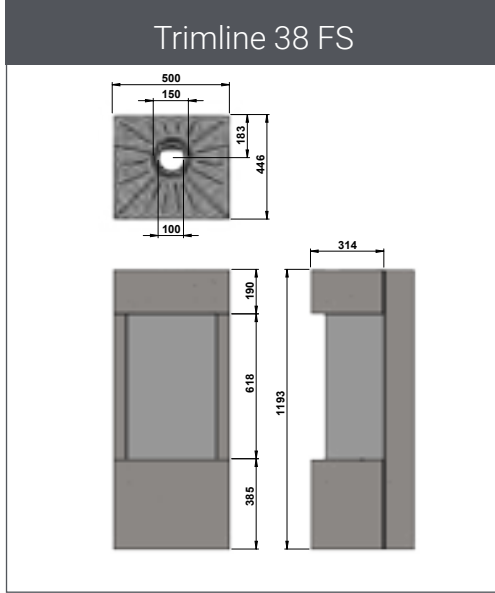
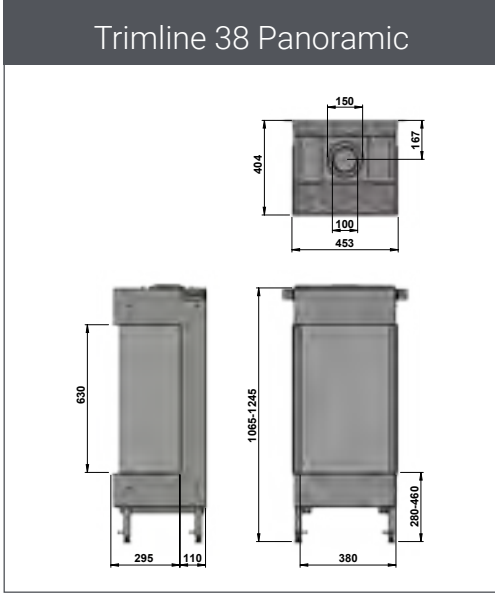
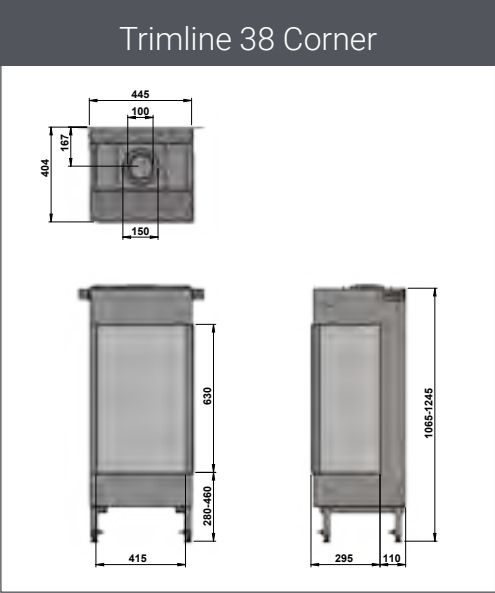
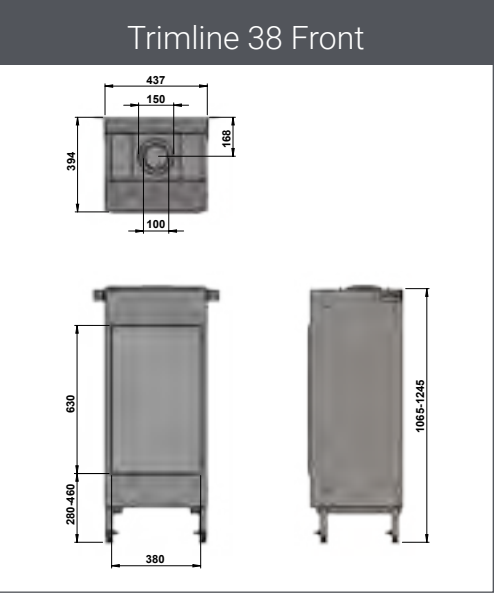
Trimline Fires & flue gas exhaust systems

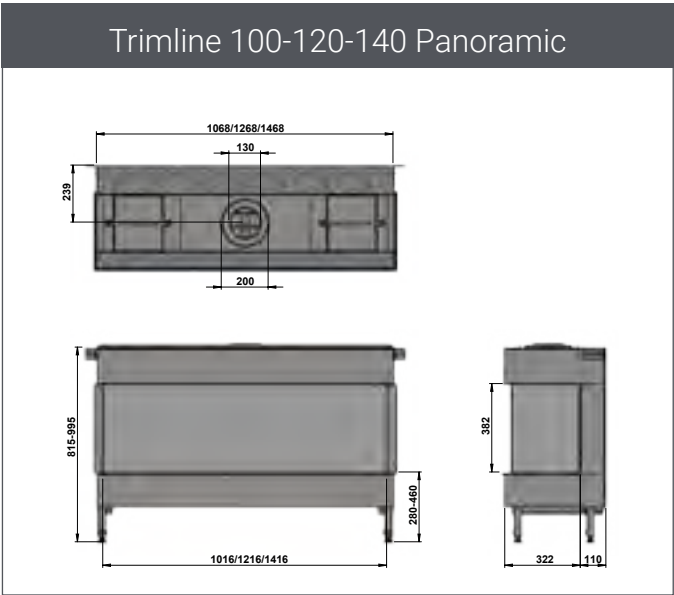
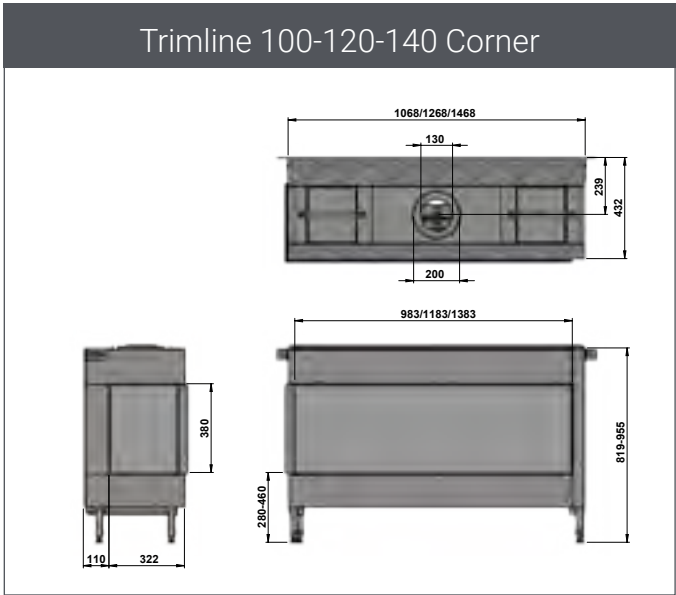
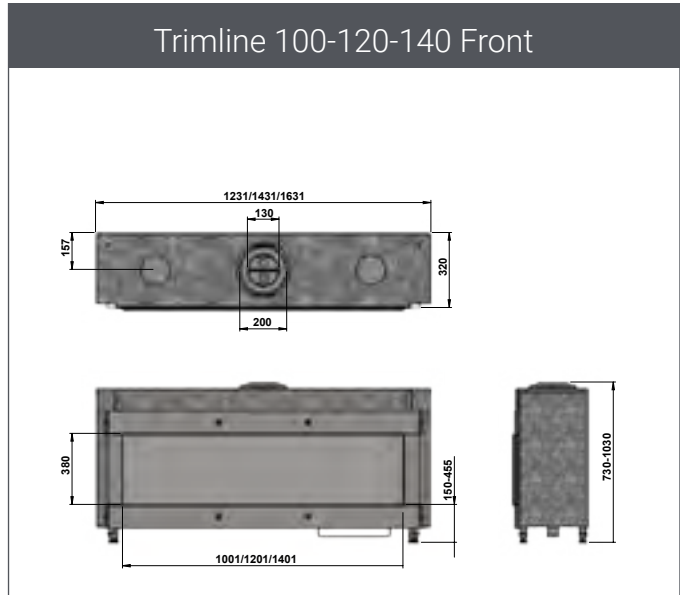
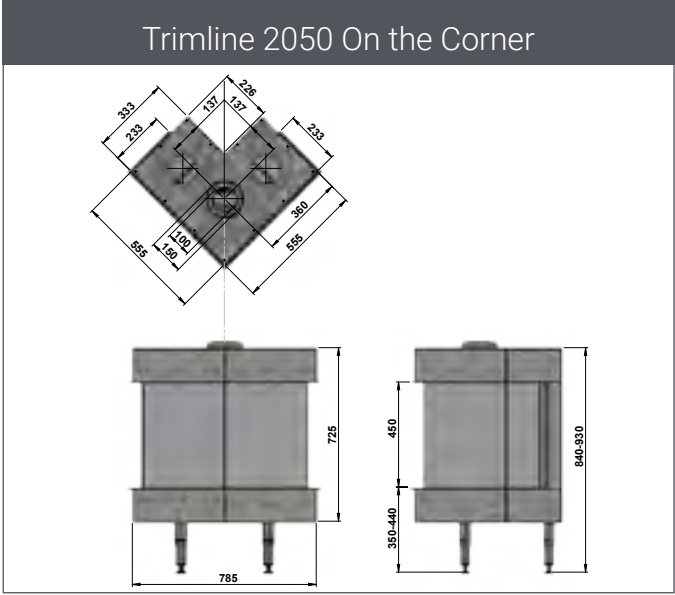
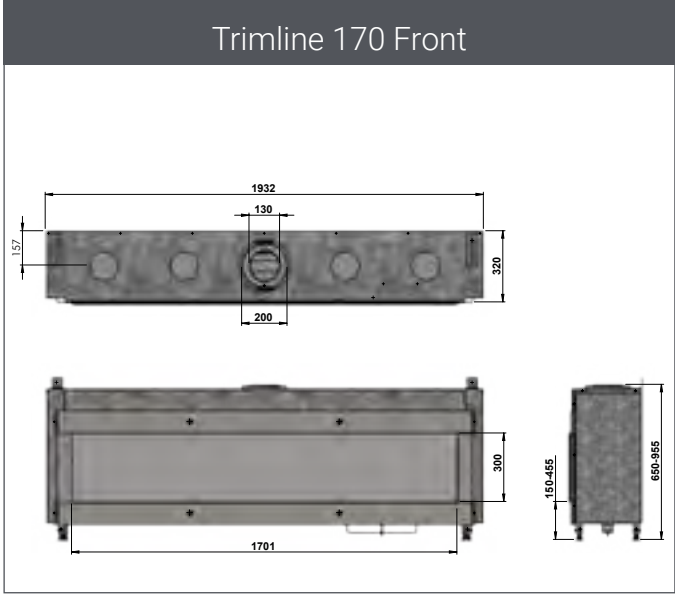
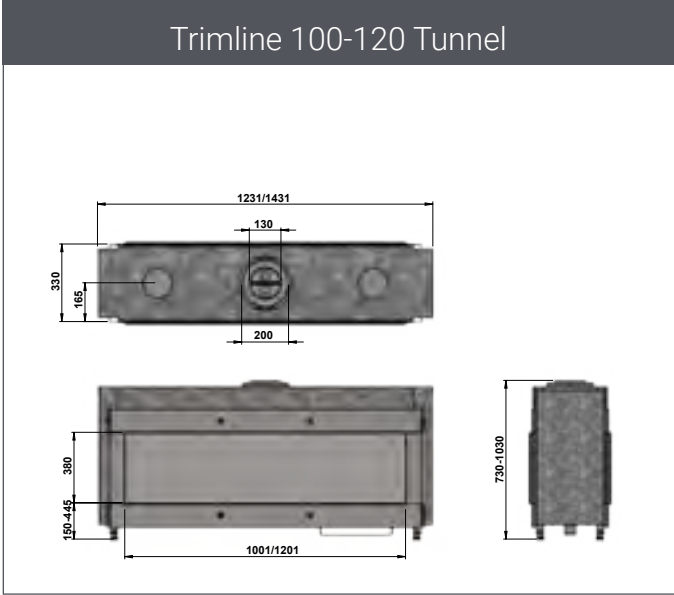
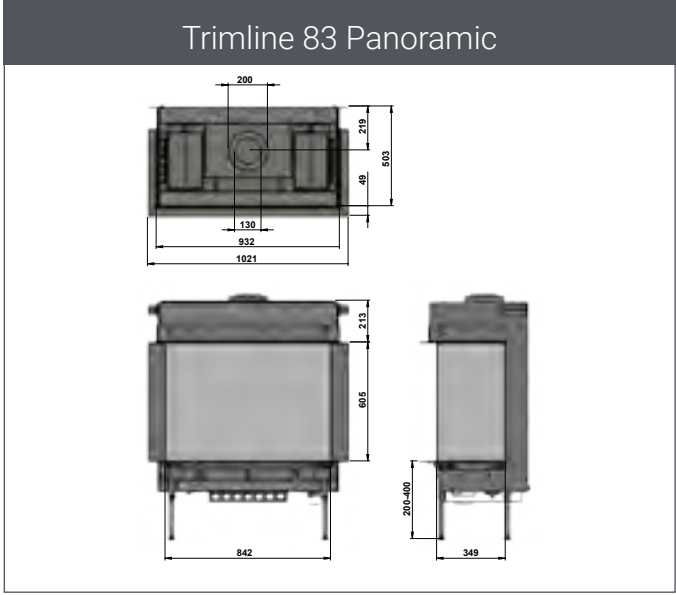
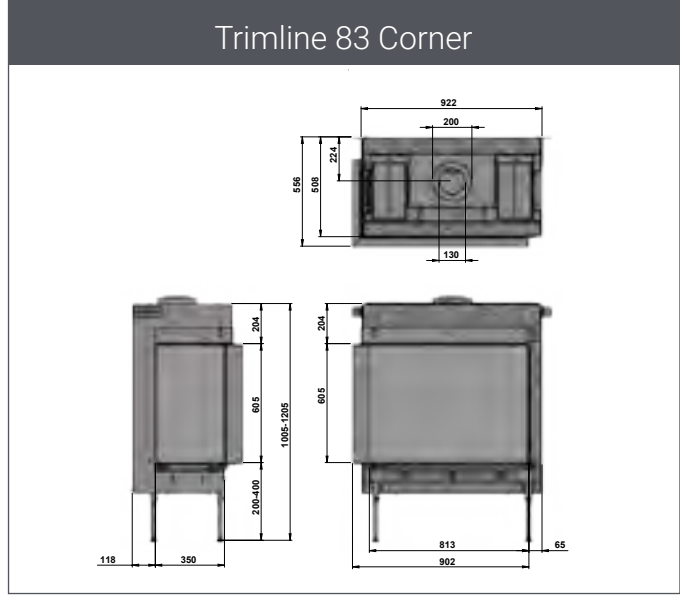
Trimline Fires use so-called concentric flue gas exhaust systems. This compact system makes sure the flue gases are safely discharged and combustion air gets added. This system is applied with Trimline Fires and offers excellent installation possibilities. This way you don't have to work with a traditional chimney and you can use your frontage for discharge.

We recommend our partner Holetherm CC for the best concentric assortment. You can find more information about the concentric flue gas exhaust systems in the Holetherm brochure at www.holetherm.com



Product dimensions









































































































































































































































































































Technical specifications

Standard
Optional
* Best efficiency

<div><div></div>Standard</div> <div><div></div>Optional</div> <div>* Best efficiency</div>																													
Appliance name	TL 38 Front		TL 38 Corner		TL 38 Panoramic		TL 38 FS		TL 46 Front		TL 63H Front		TL 63 Corner		TL 63 Panoramic		TL 70 SL		TL 73 Front		TL 73H Front		TL 73H Tunnel		TL 73 RD		TL 83 Front		
Gastype	Nat. gas	LPG	Nat. gas	LPG	Nat. gas	LPG	Nat. gas	LPG	Nat. gas	LPG	Nat. gas	LPG	Nat. gas	LPG	Nat. gas	LPG	Nat. gas	LPG	Nat. gas	LPG	Nat. gas	LPG	Nat. gas	LPG	Nat. gas	LPG	Nat. gas	LPG	
Heat input (kW)	6,4	6,2	6,4	6,2	6,4	6,2	6,4	6,2	6,6	6,8	9,2	8,4	8,4	8,1	8,4	8,1	4,5	4	11,4	8,8	11,4	8,8	11,4	8,8	11,4	8,8	11,5	11,9	
Heat output max (kW)	5,4	5,2	5,4	5,2	5,4	5,2	5,4	5,2	5,7	5,8	7,9	7,2	7,1	6,8	7,1	6,8	3,8	3,3	10,1	7,6	10,1	7,6	10,1	7,6	10,1	7,6	9,5	9,8	
Heat output min (kW)	2,8	2,5	2,8	2,5	2,8	2,5	2,8	2,5	2,5	2,6	2,5	2,3	3,3	3,2	3,3	3,2	2,8	2	3,1	2,6	3,1	2,6	3,1	2,6	3,1	2,6	2,6	2,6	
Consumption (m³/h)/(kg/h LPG)	0,7	0,4	0,7	0,4	0,7	0,4	0,7	0,4	0,7	0,5	1,0	0,5	1,0	0,6	1,0	0,6	0,48	0,23	1,2	0,5	1,2	0,5	1,2	0,5	1,2	0,5	1,2	0,8	
Rendement* %	82	84	82	84	82	84	82	84	86	86	86	86	85	84	85	84	84	83	89	86	89	86	89	86	89	86	82	82	
Energy label*	B	B	B	B	B	B	B	B	B	B	B	B	B	B	B	B	B	B	A	B	A	B	A	B	A	B	B	B	
Flue diameter (mm)	100/150		100/150		100/150		100/150		100/150		100/150		100/150		100/150		100/150		130/200		130/200		130/200		130/200		130/200		
Weight (kg)	85		85		85		85		65		95		105		105		65		110		110		110		110		225		
Characteristics																													
Balanced flue gas fire																													
Front model																													
Corner left																													
Corner right																													
Panoramic model																													
Tunnel model																													
Room divider model																													
Single burner / Double burner																													
Woodburner with double burner																													
Wood logs fuel bed																													
Ecomax remote control																													
Optionals burner bed																													
Pebbles fuel bed																													
Carrara fuel bed																													
Basalt fuel bed																													
LED glowing fuel bed																													
Features and interior options																													
Antracite steel panel interior																													
Lamelas interior																													
Reeded panels interior																													
Grey stone interior																													
Waal stones interior																													
Tile interior																													
Black glass interior																													
Wide trims																													
Anti reflective glass																													
Optionals remote control																													
Mains adapter GV60																													
Wall bracket remote control																													
Domotica smart connection																													
Wall switch																													
Set for app control																													
Puck control																													

																																
TL 83 Corner		TL 83 Panoramic		TL 100 Front		TL 100 Tunnel		TL 100 Corner		TL 100 Panoramic		TL 120 Front		TL 120 Tunnel		TL 120 Corner		TL 120 Panoramic		TL 140 Front		TL 140 Corner		TL 140 Panoramic		TL 170 Front		TL 85 RD		TL 2050 OC		
Nat. gas	LPG	Nat. gas	LPG	Nat. gas	LPG	Nat. gas	LPG	Nat. gas	LPG	Nat. gas	LPG	Nat. gas	LPG	Nat. gas	LPG	Nat. gas	LPG	Nat. gas	LPG	Nat. gas	LPG	Nat. gas	LPG	Nat. gas	LPG	Nat. gas	LPG	Nat. gas	LPG	Nat. gas	LPG	
11,5	11,9	11,5	11,9	11,1	9,3	11,1	9,3	11,1	9,3	11,1	9,3	11,3	9,8	11,3	9,8	11,3	9,8	11,3	9,8	14,5	13,2	14,5	11,0	14,5	11,0	15,3	15,1	9,9	8,9	8,7	8,2	
9,5	9,8	9,5	9,8	9,4	7,8	9,4	7,8	9,7	8,2	9,7	8,2	9,5	8,3	9,5	8,3	9,5	8,0	9,5	8,0	12,3	11,2	12,0	9,5	12,0	9,5	12,5	12,4	8,1	7,3	7,3	6,8	
2,6	2,6	2,6	2,6	2,5	2,0	2,5	2,0	2,5	2,0	2,5	2,0	2,5	2,0	2,5	2,0	2,5	2,0	2,5	2,0	3,0	3,0	3,0	3,0	3,0	3,0	3,5	3,0	3	2,5	2,8	2,5	
1,2	0,8	1,2	0,8	1,0	0,6	1,0	0,6	1,0	0,6	1,0	0,6	1,1	0,6	1,1	0,6	1,1	0,6	1,1	0,6	1,2	0,7	1,2	0,7	1,2	0,7	1,2	0,7	1,0	0,6	1,1	0,3	
82	82	82	82	84	84	84	84	87	88	87	88	87	88	84	85	84	85	84	82	84	82	85	85	83	86	83	86	82	82	82	84	83
B	B	B	B	B	B	B	B	B	B	B	B	B	B	B	B	B	B	B	B	B	B	B	B	B	B	B	B	B	B	B	B	
130/200		130/200		130/200		130/200		130/200		130/200		130/200		130/200		130/200		130/200		130/200		130/200		130/200		130/200		130/200		100/150		
225		225		120		120		120		120		130		130		130		130		150		150		150		180		130		85		
																																
																																
																																
																																
																																
																																
																																
																																
																																
																																
																																
																																
																																
																																
																																
																																
																																
																																

Trimline Fires fireplaces Europe



Trimline Fires fireplaces warm hearts and homes across Europe

All over Europe, Trimline Fires' fireplaces warm hearts and homes alike, from the rugged fjords of Norway to the icy peaks of the Alps in France – and, of course, in our own beloved Netherlands.

Trimline Fires is powered by thermoCet International B.V.

Laagerfseweg 31
3931 PC Woudenberg,
The Netherlands
+31-(0)23-5833050
info@trimlinefires.com

Let's keep in touch

If you have any questions please contact us any time!



FACEBOOK ACCOUNT
@trimlinefires



INSTAGRAM ACCOUNT
@trimline_fires



PINTEREST ACCOUNT
trimlinefires



YOUTUBE ACCOUNT
Trimline Fires



OUR WEBSITE
www.trimlinefires.com



www.trimlinefires.com



Best looking fire

State-of-the-art technical ingenuity of Trimline Fires creates the ultimate cosy fire for you.



Customize it

Your fireplace, your style. Combine all your favourite optionals to create the ultimate feeling of home.



Controllability

Create ultimate comfort. You decide yourself what the fire in your home will look like.



High Quality product

We do everything in-house, from R&D to manufacturing, creating fireplaces that last a lifetime.

www.trimlinefires.com