

flueless gas fires & stoves



Latitude 4500 with satin trim

Conventionally flued fires lose most of their heat up the chimney. *Burley* flueless gas fires are designed to operate without a flue or chimney. This means that all the gas is used to heat your room – not the environment. Burley flueless gas fires boast 100% efficiency and therefore significantly reduce your fuel bill.



4500 with contrast trim

Latitude

The Latitude, featured on the front cover, is the latest, exciting addition to the range. Its stunning sleek design makes it a perfect centrepiece for contemporary living areas.

The Latitude is extremely slim in design which means that it can be fitted on a flat wall without being recessed. Choose between a plain fuelbed or a layer of white chips.

Minimum room size 30m³
Natural Gas only



Satin trim



Orbital trim shown with white chips option



Esteem 4231 log / 4221 coal
Minimum room size 30m³

Ambience & Esteem stoves

Handsome cast aluminium stoves with the classic good looks and homeliness of traditional wood stoves but without the inefficiency or mess of a chimney or flued fire.



Ambience 4121
Minimum room size 40m³

Perception

The Perception, with realistic hand-painted pebbles and solid cast front, makes a striking impression in both traditional and contemporary surroundings. Inset into a standard fireplace opening or simply freestanding against a flat wall.

Minimum room size 30m³



4260 / 4260-R



4267 / 4267R

Minimum room size 30m³



4264 / 4264-R

Environ

This established best seller offers one contemporary and four traditional models, all of which combine fine styling with 100% efficiency. Both the Environ and the Perception will freestand against a flat wall or inset into a standard fireplace opening.



4247 / 4247-R



4242 / 4242-R



4240 / 4240-R

Minimum room size 30m³



4248 / 4248-R



4244 / 4244-R

fixed flueless gas fires – how do they work?

Introduction

Burley introduced fixed flueless gas fires to Britain in 1999. Although the concept is relatively new in this country, fixed flueless gas fires have a long established history in Japan (where there are 40 million), the United States (approximately 20 million) and Australia.

Fixed flueless gas fires give a combination of convenience, efficiency and safety which flued fires can never equal. We have entered an era of spiralling gas prices, gas shortages and global warming. It is short sighted to continue wasting energy at such a rate when there is an alternative product which is superior to flued fires in so many ways.

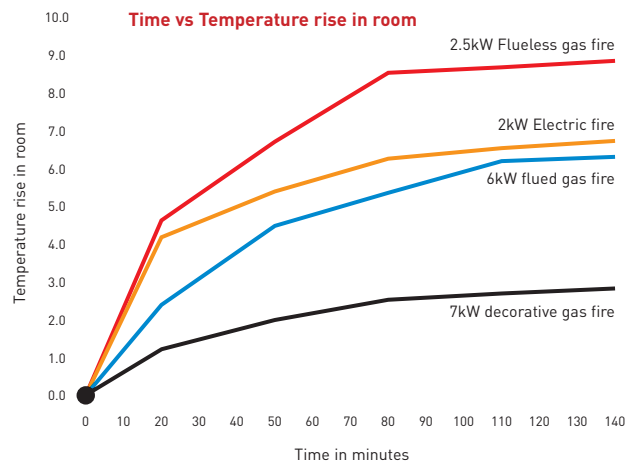
Efficiency

Most of the heat from an open flued gas fire or solid fuel fire goes straight up the chimney. By comparison 100% of the heat generated by a flueless gas fire goes to heating the room.

Tests commissioned by *Burley* compared a 2.5kW flueless gas fire (*Burley Environ*), a typical 6kW inset flued gas fire (quoted efficiency 59%), a decorative flued gas fire and a 2kW electric fire.

These tests, in the living room of a detached house, showed that the flueless gas fire produced over 3 times more heat per kilowatt than the flued gas fire and over 12 times more heat than the decorative gas fire. In other words the flued gas fire lost over 70% of the heat up the chimney and the decorative fire lost over 90%.

If the 15 million flued gas fires in Britain were replaced by flueless fires, the country would save around 23,500,000,000 kilowatts of gas every year (costing £1,600,000,000) which in turn would reduce carbon dioxide emissions by over 4,200,000 tonnes every year.



Source: <http://cdiac.esd.ornl.gov/pns/faq>

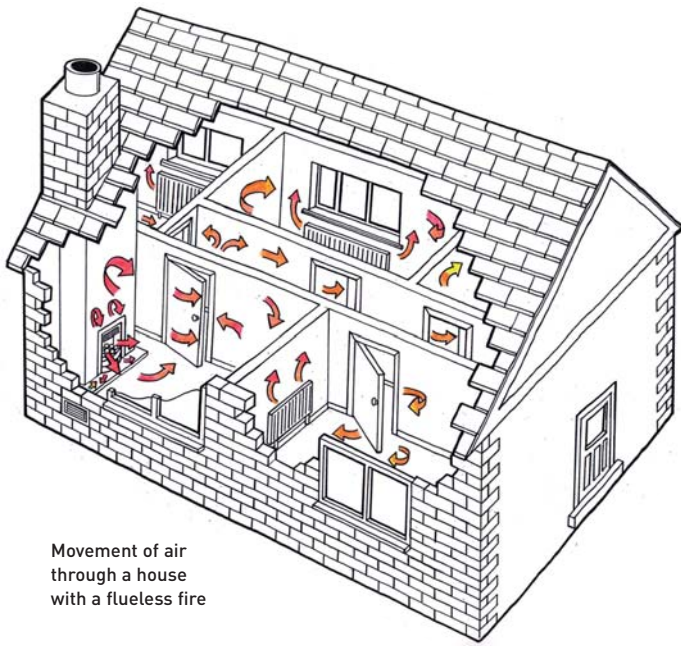
Safety

As *Burley's* flueless gas fires do not rely on a chimney, they provide an unsurpassed level of safety to which flued fires can only aspire. Flues and chimneys can become blocked or adversely affected by down-draughts. *Burley* flueless gas fires are designed to burn the gas extremely cleanly without a flue. The burnt gases are then passed through a catalytic converter.

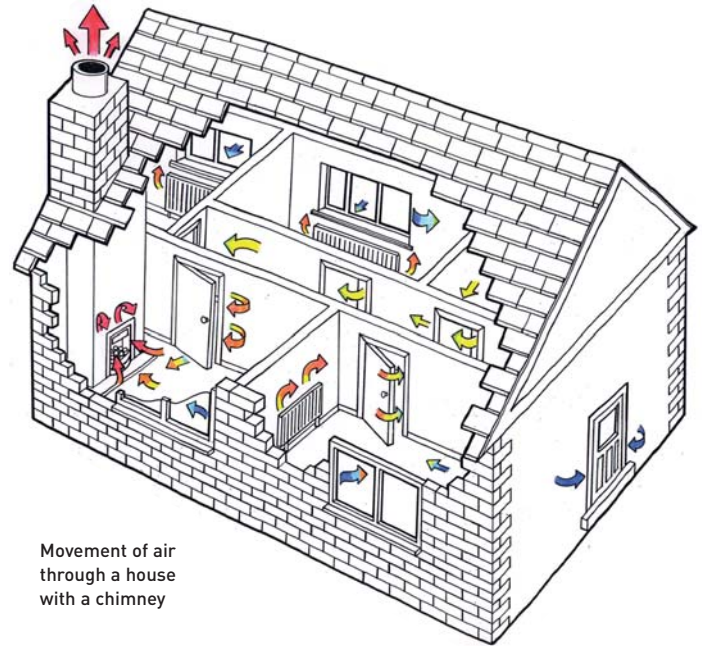
Every *Burley* flueless gas fire has an oxygen depletion sensor which constantly monitors the air quality in the room. If the level of oxygen drops by just 1.5%, the fire automatically shuts down.

To prevent rubbish being thrown onto the fire and to ensure absolute clean burning, *Burley* fit a ceramic glass front to every fire.

Burley's production method is unique. Every flueless gas fire we have ever made has been bench run for 30 minutes, during which time we monitor numerous combustion and safety criteria. *Burley's* rigid test criteria for combustion are four times stricter than the European standards.



Movement of air through a house with a flueless fire



Movement of air through a house with a chimney

Air movement

Flueless fires gently dissipate heat throughout the entire house. A small air vent regulates air into the room which is being heated. This heated air dissipates away from the fire and circulates around the house.

A chimney or flued fire, by comparison, draws a huge amount of air from around your house. This is warm air (that you have paid to heat) which is replaced by cold air leaking in through windows and doors.

Catalytic converters

All *Burley* flueless gas fires incorporate a catalytic converter.

This is a honeycomb which is coated with rare metals. Oxygen 'sticks' to the coating. If a carbon monoxide molecule meets it, the oxygen converts the carbon monoxide to carbon dioxide (which is harmless and is present in fresh air). *Burley* has NEVER had a catalytic converter fail or need replacing.

All *Burley* appliances are CE marked by international test houses. One of the tests that the fires must pass is to have the catalytic converter removed. In this condition it must still pass all the strict combustion tests.

Convenience

A flueless gas fire can be fitted in minutes rather than several hours. It is an extremely simple and problem free operation provided the Gas Safe registered fitter follows the installation instructions. If it is to go in an open chimney, then the flue must be blocked. Apart from that the fire just needs connecting and testing, and the air vent fitting. When fitting a flueless fire, it does not need to be sealed to the fireplace opening.

Flueless gas fires do not have to be installed on an outside wall. As no flue is required, thousands of pounds can be saved by not building a new chimney or restoring a condemned one.

Annual servicing for a flueless fire simply consists of cleaning the fire, checking the combustion, and checking for damaged components.

No problems with chimneys

Chimneys and flues are fraught with potential problems, all of which will stop a flued fire from operating safely.

1. The fabric of the chimney could collapse.
2. A nest or debris could block the flue.
3. Atmospheric conditions or open doors can create a down draught.
4. Extractor fans can create a draught to reverse the pull of a chimney, causing it to spill the products of combustion into the room (this makes flueless gas fires particularly popular and safe for use in pubs and restaurants).

Burley's flueless gas fires suffer from none of these problems.



4111-R chrome

Acumen

The impressive Acumen hole in the wall fire with ceramic log fuel bed makes a bold and striking statement and boasts a very high maximum heat output.



Minimum room size 50m³



4111-R two tone chrome



4111-R black



4238 / 4238-R chrome

Image

The Image is a contemporary and versatile fire which can be wall mounted or semi-inset.

Minimum room size 30m³



4237 / 4237-R brushed steel

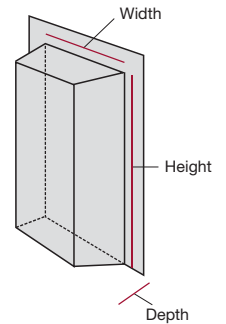
Fire dimensions

Name	Model	Page	Finishes	Input / Output	Positioning	Minimum roomsize	Thermostat	Catalytic converter	Fuel effect	Overall			Inset		
										Height	Width	Depth	Height	Width	Depth
Acumen	4111-R	10	Bl / Ch	4.5kW	I	50m ³	✓	✓	L	810	950		582	663	240
Acumen	4111-R	10	Tc	4.5kW	I	50m ³	✓	✓	L	670	790		582	663	240
Ambience	4121	3	Bl	3.5kW	F	40m ³	✓	✓	L	620	540	335			
Esteem	4221	3	Bl	2.5kW	F	30m ³	✓	✓	C	620	540	275			
Esteem	4231	3	Bl	2.5kW	F	30m ³	✓	✓	L	620	540	275			
Image	4237 / 4237-R	11	Ss	2.5kW	JW	30m ³	✓	✓	P	590	632	198	486	338	91
Image	4238 / 4238-R	11	Ch	2.5kW	JW	30m ³	✓	✓	P	590	632	198	486	338	91
Environ	4240 / 4240-R	6 / 7	Br	2.5kW	JF	30m ³	✓	✓	C	612	518	240	551	387	95
Environ	4242 / 4242-R	6 / 7	Ch	2.5kW	JF	30m ³	✓	✓	C	612	518	240	551	387	95
Environ	4244 / 4244-R	6 / 7	Bl	2.5kW	JF	30m ³	✓	✓	C	612	518	240	551	387	95
Environ	4247 / 4247-R	6 / 7	Ss	2.5kW	JF	30m ³	✓	✓	P	612	518	240	551	387	95
Environ	4248 / 4248-R	6 / 7	Br	2.5kW	JF	30m ³	✓	✓	C	612	518	240	551	387	95
Perception	4260 / 4260-R	4 / 5	Br	2.5kW	JF	30m ³	✓	✓	P	612	518	240	551	387	95
Perception	4264 / 4264-R	4 / 5	Bl	2.5kW	JF	30m ³	✓	✓	P	612	518	240	551	387	95
Perception	4267 / 4267-R	4 / 5	Ss	2.5kW	JF	30m ³	✓	✓	P	612	518	240	551	387	95
Latitude	4500	1 / 2	Or / Sa	2.5kW	W	30m ³		✓	Wc / Pl	494	858	160			
Latitude	4500	2	Co	2.5kW	W	30m ³		✓	Wc / Pl	486	822	145			

Key

- C Coal effect
- F Freestanding
- I Inset
- J Semi inset
- L Log effect
- P Pebble effect
- R Remote control
- W Wall mounted
- Bl Black
- Br Brass
- Ch Chrome
- Co Contrast Bl + Ss
- Or Orbital
- Sa Satin
- Ss Brushed stainless steel
- Tc Two tone chrome
- Wc With white chips
- Pl Without white chips

Inset dimensions



Model numbers ending '-R' include remote control

Because our policy is one of constant development, details may vary slightly from those given in this publication.

Images remain copyright of Burley and may not be reproduced without the permission of Burley Marketing Department.

installation guide

Gas Safe Registered Fitter

The fire must be installed and serviced annually by a Gas Safe Register (formerly Corgi) fitter in accordance with the installation instructions.

Full instructions are supplied with the fire and on our website. Please read installation instructions before undertaking any structural preparation work. For more information and installation guide, visit www.burley.co.uk/technical_information.php

Ventilation

As per Building Regulations Part J, an air vent which provides not less than 100cm² free air must be installed in the room, at least 1 metre away from the fire. A chimney, ceiling or floor vent is not suitable.

Central heating

Flueless fires are not designed to be the sole source of heat in a room. They are supplementary to central heating.

Existing chimney or flue

Existing chimneys and flues must be blocked off completely. A cavity wall box is supplied with the Perception, Environ and Image. We recommend that this is used in all cases.

Fireplace requirements

The fireplace and all materials within 200mm of the appliance must be non-combustible. All materials, including the fireplace and wall above (including any varnishes, paints etc) must be rated to withstand a constant working temperature of 150°C. You cannot put televisions etc on the wall above the fire.

Gas fires may not be fitted in basements which do not have at least one side open to the outdoors, or in bathrooms. Burley does not recommend flued or flueless gas fires in bedrooms. If in doubt, please call Burley service department for more advice.

Natural gas or Propane

Please specify natural gas or propane when placing your order as the fires are single category appliances. Due to the properties of propane the flame picture may differ slightly. (Note: Propane option is not available for the Latitude.)

Guarantee

All products come with a one-year guarantee. Return of the guarantee card and service during the first year of ownership will provide you with a free second-year guarantee (conditions apply).



Burley Appliances Limited

Lands End Way, Oakham, Rutland LE15 6RB
United Kingdom

For more information or details of your nearest stockist:

Telephone +44 (0)1572 756956 Fax +44 (0)1572 724390
email: sales@burley.co.uk www.burley.co.uk